

WHO LIVES IN APARTMENTS?

Apartment residents

In QLD, about 7% of population live in apartments

357,947
apartment residents

4,844,547
all QLD residents



Country of birth

More than half of all apartment residents are born in Australia

Australia 53% | England 4%
New Zealand 5% | Other 38%



Language spoken

Most apartment residents speak English at home

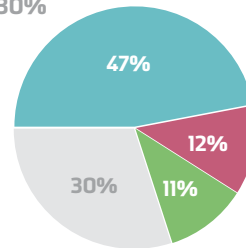
English 65% | Korean 1%
Mandarin 3% | Other 31%



Tenure

More apartment households rent than are owner-occupied

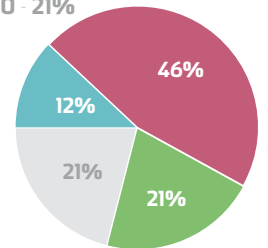
Rented 47%
Owned outright 12%
Owned with a mortgage 11%
Other 30%



Age

Almost half of all apartment residents are 20-39 years old

Under 20 - 12%
20-39 - 46%
40-59 - 21%
Over 60 - 21%



Household type

Many different types of households live in apartments

Lone person 38% | Couple - no children 24% | Couple - with children 8% | Group household 10% | Single parent 7% | Other 14%



2016 Census data. Residents of private flats, units and apartments, the majority of which are owned under strata title. Because other property types, including townhouses and villas, can be owned under strata title, these figures are conservative and the actual number of people living in strata properties will be greater.

NUMBER OF STRATA SCHEMES & LOTS*



45,989 Residential schemes

2,094 Non-residential schemes

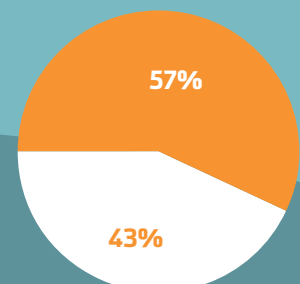
48,083

Total number of schemes



473,838

Total number of lots



57% **43%**

Schemes registered before 2000 | Schemes registered since 2000

* Data obtained from the QLD Titles Registry with registry information up to 2018 and includes both residential and non-residential community title schemes.

ECONOMIC BENEFITS OF STRATA

Direct employment



Full-time strata managers

902



Other employees

893

Estimate based on data provided by strata management companies who represent 18% of the market in QLD.

Callout jobs



Gardening



Plumbing



Electrical

3 most common callout jobs



632,957 total number of callout jobs in 2017

Estimate based on data provided by strata management companies who represent 16% of the market in QLD.



\$965,322,088

total value of callout jobs in 2017

Estimate based on data provided by strata management companies who represent 16% of the market in QLD.

Professional services



Taxation Services



Lawyer



Valuer

3 most common professional services



88,369 total number of professional services engaged in 2017

Estimate based on data provided by strata management companies who represent 16% of the market in QLD.



\$157,721,221

total value of professional services in 2017

Estimate based on data provided by strata management companies who represent 16% of the market in QLD.

PROPERTY VALUE

Total insured value of schemes

Estimate based on data provided by strata insurers who insure 62% of all strata and community lots in QLD.



\$192,696,464,696

ACKNOWLEDGEMENTS

This project was undertaken by City Futures Research Centre and funded by Strata Community Association. The authors would like to acknowledge: Dr Nicole Johnston at Deakin University and Assoc. Professor Sacha Reid at Griffith University for their collaboration in collecting land titles data; QLD Titles Registry for providing the land titles data; and the strata management and insurance companies that provided data on their businesses.

For more details on this and other strata-related research projects, visit the City Futures project page at cityfutures.be.unsw.edu.au/research/projects/national-strata-data-analysis or contact Assoc. Professor Hazel Easthope, UNSW Sydney, hazel.easthope@unsw.edu.au

LICENSING

This work is licensed under a Creative Commons Attribution NonCommercial 4.0 licence. You may distribute, remix and build upon the work for non-commercial purposes only, as long as you credit City Futures Research Centre.

For more information visit creativecommons.org/licenses/by-nc/4.0

Published in May 2018 by City Futures Research Centre. Design by Tanja Edwards at Luova.

